

Sample Game Chart

Pitcher(s)
Innings Pitched
 Starter 1. **Shultz** (1) to (4)
 Relief 2. **Walsh** (5th) to (8th)
 Relief 3. **Shea** (9th) to (end)





© Copyright Allegheny Publishing Co., 1995-2006, All Rights Reserved. 1-800-733-0543

Total Pitches	
1st Inning:	19 / 19
2nd Inning:	29 / 48
3rd Inning:	12 / 60
4th Inning:	15 / 75
Left column is pitches in that inning, right column is a running total for the game.	

Blue Ink = Windup
Red Ink = Stretch
Balls
 • = Location as seen from mound

Pitches
 1 - Fastball
 2 - Breaking Ball
 3 - Change/Offspeed
 4 - Other Pitch

Strikes
 C - Called
 F - Fouled Off
 S - Swing & Miss

Fly Ball : 
Line Drive : 
Ground Ball : 
Hard Hit : (arrow) 

Lineup

At-Bat #1

1
2
3
4
5
6
7
8
9

#:	Bats:	At-Bat Result	Pitches	Fa	Br	Ch	Ot	Total
1	R	K	Balls: 2 Strikes: 1	1	2		3	3
Name: B. Hartz - 7		Bunt Attempts: 1 Pickoff Attempts:		2	1	1	3	6
Sub: Inning:		Comments: showed bunt first pitch		End of Inning				
2	R	6-3	Balls: 1 Strikes: 2	1	1		2	2
Name: F. Falkowski - 6		Bunt Attempts: 1 Pickoff Attempts:		2	2		4	4
Sub: Inning:		Comments:		End of Inning				
13	R	F-9	Balls: 2 Strikes: 1	2	3	1	6	6
Name: K. Doyen - 9		Bunt Attempts: 1 Pickoff Attempts:		4	4	1	9	9
Sub: Inning:		Comments:		End of Inning				
15	R	BB	Balls: 2 Strikes: 1	2	1	1	4	4
Name: T. Havens - 8		Bunt Attempts: 3 Pickoff Attempts:		2	2	1	4	4
Sub: Inning:		Comments:		End of Inning				
19	R	1B	Balls: 1 Strikes: 1	1	1		3	4
Name: J. Ritzel - DH		Bunt Attempts: 1 Pickoff Attempts:		3	1		4	4
Sub: Inning:		Comments:		End of Inning				
24	R	5-3	Balls: 1 Strikes: 1	1	1		2	2
Name: B. Stewart - 5		Bunt Attempts: 1 Pickoff Attempts:		2	2		4	4
Sub: Inning:		Comments: sacrifice, good speed		End of Inning				
9	L	F-8	Balls: 1 Strikes: 1	1	1	1	3	3
Name: C. Alf - 3		Bunt Attempts: 1 Pickoff Attempts:		2	1	2	5	5
Sub: Inning:		Comments: way ahead of offspeed		End of Inning				
3	R	E-4	Balls: 1 Strikes: 2	1	2		3	3
Name: J. Duncan - 4		Bunt Attempts: 1 Pickoff Attempts:		3	3		6	6
Sub: Inning:		Comments: SB on first pitch		End of Inning				
18	R	5-3	Balls: 3 Strikes: 2	3	2	1	6	6
Name: K. Harrison - 2		Bunt Attempts: 1 Pickoff Attempts:		3	2	1	6	6
Sub: Inning:		Comments:		End of Inning				

Here the leadoff hitter is named Hartz, his uniform number is 1, and he is a RH hitter playing leftfield (position 7). The first pitch to him was a fastball for a called strike, denoted **1c** in the first box along the bottom, reading left to right. The second pitch was a breaking ball outside, denoted **•2** with the dot showing the location outside. The remaining pitches in order are; fastball high inside for a ball, changeup fouled off for a strike, breaking ball low and away for a ball, then fastball swinging for the strikeout. Note the **K** indicates the at-bat result as a scorebook would, and the pitches are totaled at the upper right. Bunt showed on first pitch is noted in comments.

The second batter, shortstop Falkowski, is a RH hitter with uniform number 2. The first pitch is a fastball high and inside for a ball, denoted by **1•**, then a breaking ball for a called strike **2c**, then another breaking ball high and away for a ball **•2**, then a fastball which is grounded to shortstop for an out **6-3**. Note the dashed line indicating where the groundball was hit.

The third batter, rightfielder Doyen, runs the count to 3-2, then fouls off three pitches before finally hitting a fly ball to rightfield for the third out of the inning **F-9**. The line showing the ball hit to rightfield is curved to indicate a fly ball. End of inning is marked.

The fourth batter, centerfielder Havens, draws a walk on four pitches. Note the red line indicating the separation between innings across the top. Once on base, the pitcher attempts two pickoff throws to first base, denoted by the two dashes in the baseline around first base **--**. As the baserunner advances to second (see next hitter), the pitcher again tries a pickoff at second base, shown by the single dash near second base **|**. The three pickoff attempts are noted.

The fifth batter, designated hitter Ritzel, hits the fourth pitch, a fastball, hard into leftfield for a single **1B**. Note the line showing where the ball was hit is solid, indicating a line drive, and was hit very hard, indicated by the arrow on the end of the line. Scoring is now done in red ink to indicate that the pitcher is throwing from the stretch instead of the windup.

The sixth batter, third baseman Stewart, bunts a curveball on the fourth pitch down the third base line, and is thrown out by the third baseman **5-3** for the first out of the inning. The bunt attempt is noted by a dashed line for ground ball, shows where it was bunted, and the bunt attempt is noted, along with batter's speed in comments.

The seventh batter, first baseman Alf, is a LH hitter, the only one in this lineup. He hits the fifth pitch, a changeup **3**, deep to centerfield, where it's caught for the second out of the inning **F-8**. The ball was hard hit but still a fly ball, indicated by the curved solid line with an arrow on the end. The flyball scored a run, indicated by the **sac**.

The eighth batter, second baseman Duncan, hits a fastball on the sixth pitch for a groundball (dashed line) to second, where it is booted for an error **E-4**. Once on base, the pitcher attempts one pickoff throw to first, shown by a dash **--** in the area of first base. Any pickoff throws can then be totaled under the Game Summary on the back under the statistic TtB, "Throws-to-Base". Note also that despite the pickoff attempt, the baserunner stole second anyway, indicated by the **SB** at second base. He also ran on the first pitch.

The ninth batter, catcher Harrison, works the count to 3-2 before hitting a breaking ball sharply on the ground to third, resulting in the third out of the inning **5-3**. Once again, the box is checked to show the end of an inning, and Hartz, the leadoff hitter, will be the first hitter of the third inning. At the end of each inning, the scorer can total the pitches from that inning in the Total Pitches box at the top of the sheet to keep a running total available at a glance.



Using The Pitching Chart System™



The Pitching Chart System™

This system of charting and evaluating pitching performance was developed by a college baseball coach for use with his own players, and has undergone many revisions to its present form. The strength of the system is in the flexibility of use, where you may decide for yourself how detailed you need to track the information, and how your pitchers can most benefit from that information. You can track just about every statistic relevant to pitching performance, or simplify to just the essentials. The Game Charts are not meant to be used instead of a scorebook, however, you will find that using them is very similar to most scorebooks, making it easier to teach your players how to chart pitches. You will also notice that certain statistics tracked by the NCAA or state high school associations are omitted (fielding stats, wild pitches), which is done to allow for information which is more relevant to pitching performance. We have attempted to include as many relevant statistics as possible which are used to evaluate and develop an individual or staff of pitchers in a single game or over the course of the season. More on the use of the Game Charts is detailed below. Since most of what anyone knows about coaching baseball is derived from other coaches, we are most interested in any comments or suggestions you may have about this system; how you used it, what worked and what was difficult to use, and most of all how we can improve it for future use. Drop us a line with your comments and ideas.

The Game Chart At-Bat

The initial point-of-entry for data in the system is the Game Chart At-Bat box, shown below. There are nine rows (for nine batters), with five columns on the front of the sheet, and an additional three columns on the reverse side, allowing for a total of nine at-bats per position in the order. Once the front side is filled, i.e. each of the nine hitters or their substitutes have recorded five at-bats in the game, the sheet may be partially folded over from the right to utilize the Extra Innings Carryover and its additional three columns. In this way, the names, numbers and positions of the batting lineup need not be re-entered.

Much of the scoring conventions used in entering data can be learned from the Sample Game Chart, and a glossary of terms and basic instructions are printed at the top of each Game Chart. More specifics are explained below.

Comments Reserved for any tendency shown by the hitter.

Pitches Each pitch is assigned a number by type: Additional numbers/pitches can be used, but for most cases, these three types are sufficient.

Strikes For any pitch resulting in a strike, the number is combined with a letter, indicating how the pitch was handled by the batter.

Balls For any pitch resulting in a ball, the number • = **Location of the pitch** NOTE: Location is always as if the scorer is standing on the mound. A number is combined with a dot, indicating the location.

At-Bat Result Use this box like a scorebook, indicating the result of the at-bat (see sample sheet), and always indicating when a batter makes an out by circling the out number next to the result of the play. Other notes such as a bunt and pickoff attempts can also be noted in this area. Other comments go in the comments space (speed, delay steal, etc.).

Field Box Use this mini-field to show the direction & depth of balls hit, and how they were hit using different types of lines.

Field Box Area Showing Direction and Type of Ball Hit

Batter & Substitute Bats L/R Scorebook Result of At-Bat, With Out Number

Batter Uniform Number _____
 Batter Name & Position _____
 Sub Uniform Number _____
 Sub Name _____

#: 13 Bats: R		At-Bat Result F-9 Ⓞ		Pitches						
Name: K. Doyen - 9		Bunt Attempt: Pickoff Attempt:		Balls	Fa	Br	Ch	Ot	Total	
#: _____ Bats: _____		Balls		2	1				3	
Sub: _____ Inning: _____		Strikes		2f		3c	2f	1f	1f	2
		Totals		4	4	1			9	
		Comments: not fooled by breaking pitch		End of Inning <input checked="" type="checkbox"/>						

Summary of Pitches Thrown This At-Bat

The summary table allows the scorer to total balls & strikes for the 4 types of pitches in any at-bat.

End of Inning Mark

Inning Substitute Enters Game
 Comments on Batter Written Here _____
 1st Pitch Here
 2nd Pitch Here
 3rd Pitch Here
 4th Pitch Here

- 1 = **Fastball**
- 2 = **Breaking Ball**
- 3 = **Change / Offspeed**
- 4 = **Other Pitch**

NOTE: Use this category for an individual who throws a specialty pitch.

- C = **Called strike**
- F = **Fouled Off for a strike**
- S = **Swing & Missed for a strike**

NOTE: This shows not only what pitches are being thrown for strikes, but how the batter is handling them. Often later in the game, the batter's tendencies can be seen.



Using The Pitching Chart System™



The Game Summary

The Game Summary, located on the reverse side of the Game Chart, is where each game stats are totaled for each pitcher. There is room for the starter and three relievers, but if there are additional pitchers, then two pitchers stats can be doubled up in one are by separating with a dash or circling one of the two pitchers numbers. Most of the abbreviations for stats are obvious, some that may not be are:

HP = number of batters hit by pitches

TP = number of total pitches thrown by that pitcher

1stP S % = number of 1st pitches (batters faced), then number of 1st pitches that were strikes, then a percentage of 1st pitch strikes to balls (**S** divided by **1stP**)

BK = number of balks

TtoB = number of throws to bases (pickoff attempts) tallied in the Field Box area by dashes in the baseline

It is important that the scorer indicates where in the Game Chart a pitching change occurs, usually by drawing a heavy line under the previous at-bat, or if a change occurs in the middle of a count, the line can be drawn through the Balls & Strikes columns. Note that Dec. (W, L, Sv.) and ERA is not included here, but on the Individual & Staff Summary sheets.

Certain important counts are also tracked, as in what types of pitches were thrown how often with an 0-2 count, a 2-0 count, a 3-1 count, and a full count. These are the most time-consuming stats to total, but can also be the most telling examples of a pitcher being predictable in certain counts, or not using a type of pitch enough in a certain count. The distribution of pitches thrown for strikes & balls, used on the first pitch, to record a strikeout, or resulting in a hit can also be seen.

Also, at the bottom of the Game Summary is a running total by inning of the different pitch types thrown. This is often useful in showing a pitcher his tendencies throughout the game at a glance, and can often point out trouble areas in pitch selection. This should be kept current by the scorer during the game, totaling after each inning.

The Individual Summary

The Individual Season Summary is a personal record of statistics for each pitcher. There are rows allowing for 15 game appearances on one side, and 5 more on the back, as well as 5 rows for totaling at different points in the season, and an end-of-the-season final totals row. It is recommended to total all the pitchers at the same dates during the season, the results of which can then be copied directly onto the Staff Season Summary sheet.

Categories of stats here are identical to those found on the Game Summary, and can be copied directly after each contest onto the appropriate individual's sheet. When the Individual Season Totals are compiled, you will notice that **Dec** and **TtoB** are omitted and replaced by **W-L-S** and **ERA**. The throws to base (**TtoB**) can still be totaled as a side note if desired.

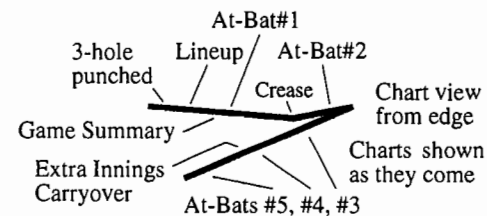
The Staff Summary

The Staff Season Summary is a total record of statistics for the entire staff. There are 15 rows per side, one for each individual pitcher, and the categories of stats here are identical to those found on the Individual Summary Season Totals. Each time the Individual Totals are done, results can be copied directly to the Staff Season Summary sheet for each pitcher. Each side of the sheet can be used for a different totaling date, with the Staff Totals compiled at the bottom. Three sheets, each double-sided, allow for five totaling dates and a final totaling, corresponding to the five totaling dates and a final totaling available on the Individual Season Totals sheet.

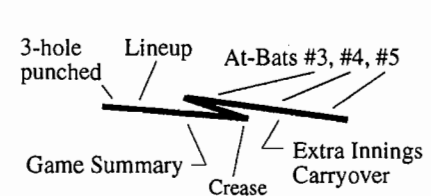
Folding the Game Chart

The Game Chart has changed in size and format for 1996. Previously letter size, the Game Chart is now printed on tabloid size paper to allow for more writing space and larger areas to note individual pitches. In order to keep the binder the same size, the Game Charts come pre-folded in half, with the front as the side where the opposing lineup is listed. See the diagrams at right for how to fold the Chart and use it on the clipboard during the game. The Chart can be folded over as shown for use during At-Bats #3-#5, and still have the Lineup in view and fit on the clipboard, then folded again if necessary for Extra Innings Carryover.

Use as shown for At-Bats #1 & #2



Use as shown for At-Bats #3, #4, #5



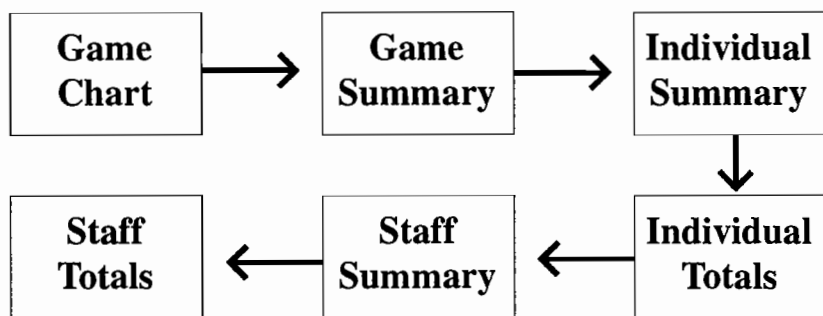


Using The Pitching Chart System™



Are We Lost Yet?

If the entire system seems a bit confusing at this point, don't worry. Usually a second time through the instructions is more than is needed to become familiar with the flow of information. Keep in mind that your individual needs and manpower may dictate how much detail you can use the system for, and you may find it easier to eliminate certain stats that you don't use in order to simplify and emphasize what you can use. If you have taken the time to order this system and learn how to use it, the benefits will be obvious to you and your pitchers. The flowchart below may help you to visualize the entire process from scoring on game day to compiling the final stats for the staff at season's end.



These 3 functions can all be done on game day, or after each contest.

These 3 functions can all be done at up to three different dates during the season, as well as at the end of the season.



A Note For Softball Coaches

Although this system was originally designed for baseball, our customers report that it is equally useful for softball. Last summer, we surveyed 10 softball pitching coaches from high school to major college programs, and asked their assistance in evaluating how we might add features to make the system better for softball. We even considered an entirely different system for softball. But our experts came back and told us to add an extra pitch category (4 instead of 3), make the charts bigger, and leave everything else alone, which is what we've done. We hope this works for you, and we welcome any feedback you may have.

Coaching With The System

If you asked ten different coaches at any level to show you their method of charting pitches, you would undoubtedly be shown ten different methods, and ten different sets of reasons why each is the best. We won't join the crowd and say the Pitching Chart System™ is the best, but we do know it works. Like anything else in sports, the degree of success just depends on how much time and effort you and your players are willing to put forth. Below are some suggestions we have found that may make your job easier, more productive, and more enjoyable.

- Plan on using your players, preferably only the pitchers, as scorers for the game charts. This will not only involve your pitchers in the game when they are not throwing, but also give them some responsibility for their teammates' success, as well as the team's. Assigning two players to score works best, and making them write their names down as scorers will ensure a better job if they are accountable. Being paired allows one to watch if the other is still writing.
- Take the time to learn how to use the game charts before attempting to teach your players. Show them as a group how the charts work, and ask them a lot of specific questions until you are satisfied they are familiar with it. Review the system just before your first game. Assign the starter for the second game of a doubleheader to do the charts for the first game and vice-versa. If possible, assign at least one of the pair who will not pitch that day, to allow continuity in scoring for that game.
- The scorers should sit during the game where the type of pitch and location can clearly be seen, but convenient to a coach who may use the chart during the game to learn about the hitters. If a coach is calling the pitches, have the scorers sit next to him to verify what the pitches are and use the charts to assist in what to call.
- Make the results of the charts important by using them with your pitchers. Best results are found when going over the charts with the pitcher(s) the next day instead of the same day. They are either too happy or too upset to learn the same day. Review the chart and look for tendencies, and most importantly, make the players participate in the evaluation process. This will force them to think about situations, and learn to coach and correct themselves.
- Keep the system folder out of the elements, and preferably all together in the binder. You as a coach should determine when they see the stats. Use the clipboard during the game for the game charts to be scored. If you choose to use two pen colors for the windup and stretch, tape the two pens together with the points at opposite ends so the scorer can just flip it to change colors. Use fine point pens will make reading the scorer's handwriting much easier.
- The more work the scorer can do during the game, the less time it will take you to total the game's stats.

<u>Pitcher(s)</u>		<u>Innings Pitched</u>	<u>Total Pitches</u>
Starter	1.	() to ()	1st Inning: /
Relief	2.	() to ()	2nd Inning: /
Relief	3.	() to ()	3rd Inning: /
Relief	4.	() to ()	4th Inning: /
Relief	5.	() to ()	5th Inning: /
Relief	6.	() to ()	6th Inning: /
			7th Inning: /
			8th Inning: /
			9th Inning: /

Date: _____

Opponent: _____

Site: _____

Lineup

At-Bat #1

At-Bat #2

1
2
3
4
5
6
7
8
9

#:	Bats:	At-Bat Results	Pitches	Fa	Br	Ch	Ot	Total
Name:		Balls	Balls					
		Strikes	Strikes					
		Totals	Totals					
Sub:	Inning:	Comments:						End of Inning

#:	Bats:	At-Bat Results	Pitches	Fa	Br	Ch	Ot	Total
Name:		Balls	Balls					
		Strikes	Strikes					
		Totals	Totals					
Sub:	Inning:	Comments:						End of Inning

SAMPLE





SAMPLE

SAMPLE

Black = Windup
Red = Stretch
Balls
 • = Location as seen from mound

Pitches
 1 - Fastball
 2 - Breaking Ball
 3 - Change/ Offspeed
 4 - Other Pitch

Strikes
 C - Called
 F - Fouled Off
 S - Swing & Miss

Fly Ball : 
Line Drive : 
Ground Ball : 
Hard Hit : 

For At-bat Result, use scorebook notations and record the out numbers by circling them (for example; F-7⁰ or 6-3⁰)

© Copyright Allegheny Publishing Co., 2000. All Rights Reserved. 1-800-733-0543

At-Bat #3

At-Bat #4

At-Bat #5

At-Bat Results		Pitches		Fa	Br	Ch	Ot	Total
Balls	Strikes	Balls	Strikes					
Bunt Attempts: Pickoff Attempts:		Totals						
Comments: End of Inning								
At-Bat Results		Pitches		Fa	Br	Ch	Ot	Total
Balls	Strikes	Balls	Strikes					
Bunt Attempts: Pickoff Attempts:		Totals						
Comments: End of Inning								
At-Bat Results		Pitches		Fa	Br	Ch	Ot	Total
Balls	Strikes	Balls	Strikes					
Bunt Attempts: Pickoff Attempts:		Totals						
Comments: End of Inning								
At-Bat Results		Pitches		Fa	Br	Ch	Ot	Total
Balls	Strikes	Balls	Strikes					
Bunt Attempts: Pickoff Attempts:		Totals						
Comments: End of Inning								
At-Bat Results		Pitches		Fa	Br	Ch	Ot	Total
Balls	Strikes	Balls	Strikes					
Bunt Attempts: Pickoff Attempts:		Totals						
Comments: End of Inning								
At-Bat Results		Pitches		Fa	Br	Ch	Ot	Total
Balls	Strikes	Balls	Strikes					
Bunt Attempts: Pickoff Attempts:		Totals						
Comments: End of Inning								
At-Bat Results		Pitches		Fa	Br	Ch	Ot	Total
Balls	Strikes	Balls	Strikes					
Bunt Attempts: Pickoff Attempts:		Totals						
Comments: End of Inning								
At-Bat Results		Pitches		Fa	Br	Ch	Ot	Total
Balls	Strikes	Balls	Strikes					
Bunt Attempts: Pickoff Attempts:		Totals						
Comments: End of Inning								
At-Bat Results		Pitches		Fa	Br	Ch	Ot	Total
Balls	Strikes	Balls	Strikes					
Bunt Attempts: Pickoff Attempts:		Totals						
Comments: End of Inning								
At-Bat Results		Pitches		Fa	Br	Ch	Ot	Total
Balls	Strikes	Balls	Strikes					
Bunt Attempts: Pickoff Attempts:		Totals						
Comments: End of Inning								

SAMPLE

SAMPLE

Pitching Chart Scorers:

1. _____ Innings _____ to _____
 2. _____ Innings _____ to _____
 3. _____ Innings _____ to _____

Extra Innings Carryover

At-Bat #6

At-Bat #7

At-Bat #8

<table border="1" style="width:100%; border-collapse: collapse;"> <tr> <td style="width:10%;">At-Bat Results</td> <td style="width:10%;">Pitches</td> <td style="width:10%;">Fa</td> <td style="width:10%;">Br</td> <td style="width:10%;">Ch</td> <td style="width:10%;">Ot</td> <td style="width:10%;">Total</td> </tr> <tr> <td>Balls</td> <td>Balls</td> <td></td> <td></td> <td></td> <td></td> <td></td> </tr> <tr> <td>Strikes</td> <td>Strikes</td> <td></td> <td></td> <td></td> <td></td> <td></td> </tr> <tr> <td>Bunt Attempts</td> <td>Totals</td> <td></td> <td></td> <td></td> <td></td> <td></td> </tr> <tr> <td>Pickoff Attempts</td> <td></td> <td></td> <td></td> <td></td> <td></td> <td></td> </tr> <tr> <td colspan="7">Balls</td> </tr> <tr> <td colspan="7">Strikes</td> </tr> <tr> <td colspan="7">Comments</td> </tr> </table>	At-Bat Results	Pitches	Fa	Br	Ch	Ot	Total	Balls	Balls						Strikes	Strikes						Bunt Attempts	Totals						Pickoff Attempts							Balls							Strikes							Comments							<table border="1" style="width:100%; border-collapse: collapse;"> <tr> <td style="width:10%;">At-Bat Results</td> <td style="width:10%;">Pitches</td> <td style="width:10%;">Fa</td> <td style="width:10%;">Br</td> <td style="width:10%;">Ch</td> <td style="width:10%;">Ot</td> <td style="width:10%;">Total</td> </tr> <tr> <td>Balls</td> <td>Balls</td> <td></td> <td></td> <td></td> <td></td> <td></td> </tr> <tr> <td>Strikes</td> <td>Strikes</td> <td></td> <td></td> <td></td> <td></td> <td></td> </tr> <tr> <td>Bunt Attempts</td> <td>Totals</td> <td></td> <td></td> <td></td> <td></td> <td></td> </tr> <tr> <td>Pickoff Attempts</td> <td></td> <td></td> <td></td> <td></td> <td></td> <td></td> </tr> <tr> <td colspan="7">Balls</td> </tr> <tr> <td colspan="7">Strikes</td> </tr> <tr> <td colspan="7">Comments</td> </tr> </table>	At-Bat Results	Pitches	Fa	Br	Ch	Ot	Total	Balls	Balls						Strikes	Strikes						Bunt Attempts	Totals						Pickoff Attempts							Balls							Strikes							Comments							<table border="1" style="width:100%; border-collapse: collapse;"> <tr> <td style="width:10%;">At-Bat Results</td> <td style="width:10%;">Pitches</td> <td style="width:10%;">Fa</td> <td style="width:10%;">Br</td> <td style="width:10%;">Ch</td> <td style="width:10%;">Ot</td> <td style="width:10%;">Total</td> </tr> <tr> <td>Balls</td> <td>Balls</td> <td></td> <td></td> <td></td> <td></td> <td></td> </tr> <tr> <td>Strikes</td> <td>Strikes</td> <td></td> <td></td> <td></td> <td></td> <td></td> </tr> <tr> <td>Bunt Attempts</td> <td>Totals</td> <td></td> <td></td> <td></td> <td></td> <td></td> </tr> <tr> <td>Pickoff Attempts</td> <td></td> <td></td> <td></td> <td></td> <td></td> <td></td> </tr> <tr> <td colspan="7">Balls</td> </tr> <tr> <td colspan="7">Strikes</td> </tr> <tr> <td colspan="7">Comments</td> </tr> </table>	At-Bat Results	Pitches	Fa	Br	Ch	Ot	Total	Balls	Balls						Strikes	Strikes						Bunt Attempts	Totals						Pickoff Attempts							Balls							Strikes							Comments						
At-Bat Results	Pitches	Fa	Br	Ch	Ot	Total																																																																																																																																																																				
Balls	Balls																																																																																																																																																																									
Strikes	Strikes																																																																																																																																																																									
Bunt Attempts	Totals																																																																																																																																																																									
Pickoff Attempts																																																																																																																																																																										
Balls																																																																																																																																																																										
Strikes																																																																																																																																																																										
Comments																																																																																																																																																																										
At-Bat Results	Pitches	Fa	Br	Ch	Ot	Total																																																																																																																																																																				
Balls	Balls																																																																																																																																																																									
Strikes	Strikes																																																																																																																																																																									
Bunt Attempts	Totals																																																																																																																																																																									
Pickoff Attempts																																																																																																																																																																										
Balls																																																																																																																																																																										
Strikes																																																																																																																																																																										
Comments																																																																																																																																																																										
At-Bat Results	Pitches	Fa	Br	Ch	Ot	Total																																																																																																																																																																				
Balls	Balls																																																																																																																																																																									
Strikes	Strikes																																																																																																																																																																									
Bunt Attempts	Totals																																																																																																																																																																									
Pickoff Attempts																																																																																																																																																																										
Balls																																																																																																																																																																										
Strikes																																																																																																																																																																										
Comments																																																																																																																																																																										
<h1 style="font-size: 100px; opacity: 0.5;">SAMPLE</h1>			<h1 style="font-size: 100px; opacity: 0.5;">SAMPLE</h1>			<h1 style="font-size: 100px; opacity: 0.5;">SAMPLE</h1>																																																																																																																																																																				
<table border="1" style="width:100%; border-collapse: collapse;"> <tr> <td style="width:10%;">At-Bat Results</td> <td style="width:10%;">Pitches</td> <td style="width:10%;">Fa</td> <td style="width:10%;">Br</td> <td style="width:10%;">Ch</td> <td style="width:10%;">Ot</td> <td style="width:10%;">Total</td> </tr> <tr> <td>Balls</td> <td>Balls</td> <td></td> <td></td> <td></td> <td></td> <td></td> </tr> <tr> <td>Strikes</td> <td>Strikes</td> <td></td> <td></td> <td></td> <td></td> <td></td> </tr> <tr> <td>Bunt Attempts</td> <td>Totals</td> <td></td> <td></td> <td></td> <td></td> <td></td> </tr> <tr> <td>Pickoff Attempts</td> <td></td> <td></td> <td></td> <td></td> <td></td> <td></td> </tr> <tr> <td colspan="7">Balls</td> </tr> <tr> <td colspan="7">Strikes</td> </tr> <tr> <td colspan="7">Comments</td> </tr> </table>	At-Bat Results	Pitches	Fa	Br	Ch	Ot	Total	Balls	Balls						Strikes	Strikes						Bunt Attempts	Totals						Pickoff Attempts							Balls							Strikes							Comments							<table border="1" style="width:100%; border-collapse: collapse;"> <tr> <td style="width:10%;">At-Bat Results</td> <td style="width:10%;">Pitches</td> <td style="width:10%;">Fa</td> <td style="width:10%;">Br</td> <td style="width:10%;">Ch</td> <td style="width:10%;">Ot</td> <td style="width:10%;">Total</td> </tr> <tr> <td>Balls</td> <td>Balls</td> <td></td> <td></td> <td></td> <td></td> <td></td> </tr> <tr> <td>Strikes</td> <td>Strikes</td> <td></td> <td></td> <td></td> <td></td> <td></td> </tr> <tr> <td>Bunt Attempts</td> <td>Totals</td> <td></td> <td></td> <td></td> <td></td> <td></td> </tr> <tr> <td>Pickoff Attempts</td> <td></td> <td></td> <td></td> <td></td> <td></td> <td></td> </tr> <tr> <td colspan="7">Balls</td> </tr> <tr> <td colspan="7">Strikes</td> </tr> <tr> <td colspan="7">Comments</td> </tr> </table>	At-Bat Results	Pitches	Fa	Br	Ch	Ot	Total	Balls	Balls						Strikes	Strikes						Bunt Attempts	Totals						Pickoff Attempts							Balls							Strikes							Comments							<table border="1" style="width:100%; border-collapse: collapse;"> <tr> <td style="width:10%;">At-Bat Results</td> <td style="width:10%;">Pitches</td> <td style="width:10%;">Fa</td> <td style="width:10%;">Br</td> <td style="width:10%;">Ch</td> <td style="width:10%;">Ot</td> <td style="width:10%;">Total</td> </tr> <tr> <td>Balls</td> <td>Balls</td> <td></td> <td></td> <td></td> <td></td> <td></td> </tr> <tr> <td>Strikes</td> <td>Strikes</td> <td></td> <td></td> <td></td> <td></td> <td></td> </tr> <tr> <td>Bunt Attempts</td> <td>Totals</td> <td></td> <td></td> <td></td> <td></td> <td></td> </tr> <tr> <td>Pickoff Attempts</td> <td></td> <td></td> <td></td> <td></td> <td></td> <td></td> </tr> <tr> <td colspan="7">Balls</td> </tr> <tr> <td colspan="7">Strikes</td> </tr> <tr> <td colspan="7">Comments</td> </tr> </table>	At-Bat Results	Pitches	Fa	Br	Ch	Ot	Total	Balls	Balls						Strikes	Strikes						Bunt Attempts	Totals						Pickoff Attempts							Balls							Strikes							Comments						
At-Bat Results	Pitches	Fa	Br	Ch	Ot	Total																																																																																																																																																																				
Balls	Balls																																																																																																																																																																									
Strikes	Strikes																																																																																																																																																																									
Bunt Attempts	Totals																																																																																																																																																																									
Pickoff Attempts																																																																																																																																																																										
Balls																																																																																																																																																																										
Strikes																																																																																																																																																																										
Comments																																																																																																																																																																										
At-Bat Results	Pitches	Fa	Br	Ch	Ot	Total																																																																																																																																																																				
Balls	Balls																																																																																																																																																																									
Strikes	Strikes																																																																																																																																																																									
Bunt Attempts	Totals																																																																																																																																																																									
Pickoff Attempts																																																																																																																																																																										
Balls																																																																																																																																																																										
Strikes																																																																																																																																																																										
Comments																																																																																																																																																																										
At-Bat Results	Pitches	Fa	Br	Ch	Ot	Total																																																																																																																																																																				
Balls	Balls																																																																																																																																																																									
Strikes	Strikes																																																																																																																																																																									
Bunt Attempts	Totals																																																																																																																																																																									
Pickoff Attempts																																																																																																																																																																										
Balls																																																																																																																																																																										
Strikes																																																																																																																																																																										
Comments																																																																																																																																																																										
<h1 style="font-size: 100px; opacity: 0.5;">SAMPLE</h1>			<h1 style="font-size: 100px; opacity: 0.5;">SAMPLE</h1>			<h1 style="font-size: 100px; opacity: 0.5;">SAMPLE</h1>																																																																																																																																																																				
<table border="1" style="width:100%; border-collapse: collapse;"> <tr> <td style="width:10%;">At-Bat Results</td> <td style="width:10%;">Pitches</td> <td style="width:10%;">Fa</td> <td style="width:10%;">Br</td> <td style="width:10%;">Ch</td> <td style="width:10%;">Ot</td> <td style="width:10%;">Total</td> </tr> <tr> <td>Balls</td> <td>Balls</td> <td></td> <td></td> <td></td> <td></td> <td></td> </tr> <tr> <td>Strikes</td> <td>Strikes</td> <td></td> <td></td> <td></td> <td></td> <td></td> </tr> <tr> <td>Bunt Attempts</td> <td>Totals</td> <td></td> <td></td> <td></td> <td></td> <td></td> </tr> <tr> <td>Pickoff Attempts</td> <td></td> <td></td> <td></td> <td></td> <td></td> <td></td> </tr> <tr> <td colspan="7">Balls</td> </tr> <tr> <td colspan="7">Strikes</td> </tr> <tr> <td colspan="7">Comments</td> </tr> </table>	At-Bat Results	Pitches	Fa	Br	Ch	Ot	Total	Balls	Balls						Strikes	Strikes						Bunt Attempts	Totals						Pickoff Attempts							Balls							Strikes							Comments							<table border="1" style="width:100%; border-collapse: collapse;"> <tr> <td style="width:10%;">At-Bat Results</td> <td style="width:10%;">Pitches</td> <td style="width:10%;">Fa</td> <td style="width:10%;">Br</td> <td style="width:10%;">Ch</td> <td style="width:10%;">Ot</td> <td style="width:10%;">Total</td> </tr> <tr> <td>Balls</td> <td>Balls</td> <td></td> <td></td> <td></td> <td></td> <td></td> </tr> <tr> <td>Strikes</td> <td>Strikes</td> <td></td> <td></td> <td></td> <td></td> <td></td> </tr> <tr> <td>Bunt Attempts</td> <td>Totals</td> <td></td> <td></td> <td></td> <td></td> <td></td> </tr> <tr> <td>Pickoff Attempts</td> <td></td> <td></td> <td></td> <td></td> <td></td> <td></td> </tr> <tr> <td colspan="7">Balls</td> </tr> <tr> <td colspan="7">Strikes</td> </tr> <tr> <td colspan="7">Comments</td> </tr> </table>	At-Bat Results	Pitches	Fa	Br	Ch	Ot	Total	Balls	Balls						Strikes	Strikes						Bunt Attempts	Totals						Pickoff Attempts							Balls							Strikes							Comments							<table border="1" style="width:100%; border-collapse: collapse;"> <tr> <td style="width:10%;">At-Bat Results</td> <td style="width:10%;">Pitches</td> <td style="width:10%;">Fa</td> <td style="width:10%;">Br</td> <td style="width:10%;">Ch</td> <td style="width:10%;">Ot</td> <td style="width:10%;">Total</td> </tr> <tr> <td>Balls</td> <td>Balls</td> <td></td> <td></td> <td></td> <td></td> <td></td> </tr> <tr> <td>Strikes</td> <td>Strikes</td> <td></td> <td></td> <td></td> <td></td> <td></td> </tr> <tr> <td>Bunt Attempts</td> <td>Totals</td> <td></td> <td></td> <td></td> <td></td> <td></td> </tr> <tr> <td>Pickoff Attempts</td> <td></td> <td></td> <td></td> <td></td> <td></td> <td></td> </tr> <tr> <td colspan="7">Balls</td> </tr> <tr> <td colspan="7">Strikes</td> </tr> <tr> <td colspan="7">Comments</td> </tr> </table>	At-Bat Results	Pitches	Fa	Br	Ch	Ot	Total	Balls	Balls						Strikes	Strikes						Bunt Attempts	Totals						Pickoff Attempts							Balls							Strikes							Comments						
At-Bat Results	Pitches	Fa	Br	Ch	Ot	Total																																																																																																																																																																				
Balls	Balls																																																																																																																																																																									
Strikes	Strikes																																																																																																																																																																									
Bunt Attempts	Totals																																																																																																																																																																									
Pickoff Attempts																																																																																																																																																																										
Balls																																																																																																																																																																										
Strikes																																																																																																																																																																										
Comments																																																																																																																																																																										
At-Bat Results	Pitches	Fa	Br	Ch	Ot	Total																																																																																																																																																																				
Balls	Balls																																																																																																																																																																									
Strikes	Strikes																																																																																																																																																																									
Bunt Attempts	Totals																																																																																																																																																																									
Pickoff Attempts																																																																																																																																																																										
Balls																																																																																																																																																																										
Strikes																																																																																																																																																																										
Comments																																																																																																																																																																										
At-Bat Results	Pitches	Fa	Br	Ch	Ot	Total																																																																																																																																																																				
Balls	Balls																																																																																																																																																																									
Strikes	Strikes																																																																																																																																																																									
Bunt Attempts	Totals																																																																																																																																																																									
Pickoff Attempts																																																																																																																																																																										
Balls																																																																																																																																																																										
Strikes																																																																																																																																																																										
Comments																																																																																																																																																																										

Game Summary

Starter: IP H R ER **1st Pitches :** BB K 2B **Strikes :** 3B HR HP **% :** TP BK TtoB

Pitch #B #S 1st K H 0-2 2-0 3-1 3-2

Fastball

Curve

Change

Other

SAMPLE

Reliever #1: IP H R ER **1st Pitches :** BB K 2B **Strikes :** 3B HR HP **% :** TP BK TtoB

Pitch #B #S 1st K H 0-2 2-0 3-1 3-2

Fastball

Curve

Change

Other

Reliever #2: IP H R ER **1st Pitches :** BB K 2B **Strikes :** 3B HR HP **% :** TP BK TtoB

Pitch #B #S 1st K H 0-2 2-0 3-1 3-2

Fastball

Curve

Change

Other

Reliever #3: IP H R ER **1st Pitches :** BB K 2B **Strikes :** 3B HR HP **% :** TP BK TtoB

Pitch #B #S 1st K H 0-2 2-0 3-1 3-2

Fastball

Curve

Change

Other

Breakdown by Inning

Inning :	1	2	3	4	5	6	7	8	9
Balls									
Strikes									
1st P S									
Fastball									
Curve									
Change									
Other									

Total all pitchers)

Staff Season Summary

© Copyright Sports Information Media, 1984.
2006. All Rights Reserved 1-800-711-0543.
www.sportsinfmedia.com

Date Totaled:

Team Record:

<u>Name:</u>	IP	H	R	ER	BB	K	2B	3B	HR	HP	TP	1stP	S	%	BK	W-L-S	ERA
Appearances:																	
<u>Name:</u>	IP	H	R	ER	BB	K	2B	3B	HR	HP	TP	1stP	S	%	BK	W-L-S	ERA
Appearances:																	
<u>Name:</u>	IP	H	R	ER	BB	K	2B	3B	HR	HP	TP	1stP	S	%	BK	W-L-S	ERA
Appearances:																	
<u>Name:</u>	IP	H	R	ER	BB	K	2B	3B	HR	HP	TP	1stP	S	%	BK	W-L-S	ERA
Appearances:																	
<u>Name:</u>	IP	H	R	ER	BB	K	2B	3B	HR	HP	TP	1stP	S	%	BK	W-L-S	ERA
Appearances:																	
<u>Name:</u>	IP	H	R	ER	BB	K	2B	3B	HR	HP	TP	1stP	S	%	BK	W-L-S	ERA
Appearances:																	
<u>Name:</u>	IP	H	R	ER	BB	K	2B	3B	HR	HP	TP	1stP	S	%	BK	W-L-S	ERA
Appearances:																	
<u>Name:</u>	IP	H	R	ER	BB	K	2B	3B	HR	HP	TP	1stP	S	%	BK	W-L-S	ERA
Appearances:																	
<u>Name:</u>	IP	H	R	ER	BB	K	2B	3B	HR	HP	TP	1stP	S	%	BK	W-L-S	ERA
Appearances:																	
<u>Name:</u>	IP	H	R	ER	BB	K	2B	3B	HR	HP	TP	1stP	S	%	BK	W-L-S	ERA
Appearances:																	
<u>Name:</u>	IP	H	R	ER	BB	K	2B	3B	HR	HP	TP	1stP	S	%	BK	W-L-S	ERA
Appearances:																	
<u>Name:</u>	IP	H	R	ER	BB	K	2B	3B	HR	HP	TP	1stP	S	%	BK	W-L-S	ERA
Appearances:																	

Staff Totals:

Appearances: IP H R ER BB K 2B 3B HR HP TP 1stP S % BK W-L-S ERA